




No. 1080.

DANCLA

Ecole du Mécanisme

Opus 74.

Gram



École du Mécanisme.
50
Exercices journaliers
pour **VIOLON** par
Charles Bonca.

Op. 74.
Propriété de l'Éditeur.

6568.

LEIPZIG
C. F. PETERS.

T. Baumgarten, del.

Lith. Anst. v. C. & H. v. d. Om. & S. Leipzig

Ecole du Mécanisme.

Schule der Technik.
Tägliche Übungen.

School of Technics.
Daily exercises.

Ch. Dancla, Op. 74.


Diese Übungen sind ausdrücklich für die Ausbildung der linken Hand komponiert, um den Fingern Unabhängigkeit von einander, Gleichmäßigkeit und Geschmeidigkeit zu geben.

These exercises have been composed expressly for the development of the left hand, with a view of rendering the fingers independent of each other, equal in strength and flexibility.

Moderato.

Man setze die Finger mit Kraft, Biagsamkeit und Gleichmäßigkeit auf die Saiten.

Let the fingers fall on to the strings with strength, flexibility and in perfect time and rhythm.



Musical staff 1: Treble clef, common time signature. The staff contains two measures of music, each consisting of a pair of beamed eighth notes. The first measure has a '4' below it. The second measure has a repeat sign and a final note. A slur is placed under both measures.

4. Musical staff 2: Treble clef, common time signature. The staff contains two measures of music, each consisting of a pair of beamed eighth notes. The first measure has a '4' below it. The second measure has a '4' below it. A dynamic marking 'f' is present at the beginning. A slur is placed under both measures.

Musical staff 3: Treble clef, key signature of one sharp (F#). The staff contains two measures of music, each consisting of a pair of beamed eighth notes. The first measure has a '4' below it. The second measure has a '4' below it. A slur is placed under both measures.

Musical staff 4: Treble clef, key signature of one sharp (F#). The staff contains two measures of music, each consisting of a pair of beamed eighth notes. The first measure has a '4' below it. The second measure has a '4' below it. A slur is placed under both measures.

5. Musical staff 5: Treble clef, common time signature. The staff contains two measures of music, each consisting of a pair of beamed eighth notes. The first measure has a '4' below it. The second measure has a '0' below it. A slur is placed under both measures.

Musical staff 6: Treble clef, common time signature. The staff contains two measures of music, each consisting of a pair of beamed eighth notes. The first measure has a '4' below it. The second measure has a '4' below it. A slur is placed under both measures.

Musical staff 7: Treble clef, common time signature. The staff contains two measures of music, each consisting of a pair of beamed eighth notes. A slur is placed under both measures.

6. Musical staff 8: Treble clef, common time signature. The staff contains two measures of music, each consisting of a pair of beamed eighth notes. The first measure has a '0' below it, and the second measure has a '2' below it. A slur is placed under both measures.




Musical staff 9: Treble clef, common time signature. The staff contains two measures of music, each consisting of a pair of beamed eighth notes. The first measure has a '4' below it. A slur is placed under both measures.

Musical staff 10: Treble clef, common time signature. The staff contains two measures of music, each consisting of a pair of beamed eighth notes. The first measure has a '4' below it. The second measure has a repeat sign and a final note. A slur is placed under both measures.


The image displays a musical score for guitar, consisting of three systems of three staves each. The first system is labeled '7.' and the second '8.', with the third system labeled '9.'. The music is written in treble clef with a common time signature (C). The notation includes a variety of rhythmic values, such as eighth and sixteenth notes, often beamed together. Fingerings are indicated by numbers 1-4 and 0 (open string). Slurs are used to group notes across measures. The score concludes with repeat signs and final notes on each system.

10.    Musical exercise 10 in C major, common time. It consists of three systems of sixteenth-note runs. The first system has two measures, each with a slur and a '4' below. The second system has two measures, with slurs and '4' below, and a '0' below the first note of the second measure. The third system has two measures, with slurs and '4' below, and a repeat sign at the end.

11.    Musical exercise 11 in D major, common time. It consists of three systems of sixteenth-note runs. The first system has two measures, each with a slur and a '4' below. The second system has two measures, with slurs and '2' below, and a '4' below the first note of the second measure. The third system has two measures, with slurs and '4' below, and a repeat sign at the end.


12.    Musical exercise 12 in D major, common time. It consists of three systems of sixteenth-note runs. The first system has two measures, each with a slur and a '4' below. The second system has two measures, with slurs and a '4' below. The third system has two measures, with slurs and a '4' below, and a repeat sign at the end.

2^{te} Lage

13. 





14. 




Man verrücke den zweiten Finger nicht.
Do not move the second finger.


15. 






Man verrücke den ersten Finger nicht. — Do not move the first finger.

18. 





19. 

















20.   

3te Lage.....


21.   

22.   



23. 



24. 



6^{te} Lage.




D-Saite.....

25. 


A-Saite..... D-Saite.....



26. 

27. 

5te Lage.....

5te Lage

In Lage bleiben...
Stay in the position.

28. 


5te Lage.....

5te Lage

In Lage bleiben...
Stay in the position.


29. 

30. 

31. 

32. 

In Lage bleiben.¹
 Stay in the position.





33. 






34. 










35. 

2^{te} Lage... 


6^{te} Lage. 


36. 


2^{te} Lage... 



37. 






38. 

Man verrücke den zweiten Finger nicht.
Do not move the second finger.

39. 

40. 

Man verrücke den ersten Finger nicht.
Do not move the first finger.....

41.

2te Lage.....
42.

3te Lage.....
43.

4^{te} Lage.....

44.



5^{te} Lage.....

45.

46.

47.    

In Lage bleiben.
Stay in the position.

48.   

In Lage bleiben.
Stay in the position.

49.  

50.

In Lage bleiben
Stay in the position.

In Lage bleiben.
Stay in the position.

