

# нотная библиотека classON.ru



Мы рады, что вы нашли и скачали интересующие вас материалы в нашей нотной библиотеке. Библиотека непрерывно пополняется новыми произведениями и материалами, и в следующий раз вы обязательно найдете для вас что-то новое и интересное.

Библиотека проекта комплектуется на основе учебной программы, а также материалов рекомендованных для обучения и расширения кругозора учащихся. Здесь найдут полезную информацию как учащиеся, так и преподаватели, т.к. в библиотеке представлена также методическая литература.

Здесь вы также найдете биографии выдающихся людей искусства, композиторов, известных музыкантов, а также их произведения.

В разделе произведения мы выкладываем записи исполнений, которые вам помогут при обучении, вы услышите как это произведение звучит, акценты и нюансы произведения.

Ждем вас на classON.ru.

Наши домашние любимцы



Композиторы и исполнители



Современные художники



# НОТНОЕ ПРИЛОЖЕНИЕ



*Упражнения, гаммы, этюды,  
произведения для ДМШ,  
училища и ВУЗа*

# I РАЗДЕЛ

## Гаммы

### различными ритмическими вариантами

♩ = 144

E dur (moll)

The musical score consists of seven staves of music in E major (moll) with a tempo of 144. The first staff shows the scale with fingerings: 0, V, 1, 2, 3, 4, 1, 2, 3, 4, 2, 1, 2, 3, 4, 2, 1, 2, 3, 4, 2, 1. The second staff continues with fingerings: 2, 2, 3, 3, 4, 4, 3, 3, 2, 1, 3, 4, 2, 3, 1, 2, 3, 1, 2, 3, 0, 2, 1. The third and fourth staves show the scale with various rhythmic patterns and accents. The fifth and sixth staves show the scale with triplets. The seventh staff shows the scale with triplets and a final double bar line.

упражнение

В.К.

$\bullet = 168$

The musical score is written on ten staves in G major (one sharp) and 2/4 time. It begins with a tempo marking of 168 bpm. The notation includes various rhythmic patterns, slurs, and accents. Fingering numbers (0-4) are placed above the notes to indicate fingerings. The exercise is divided into two main sections, labeled with Roman numerals I and II. Section I spans the first six staves, and Section II spans the remaining four staves. The piece concludes with a final whole note chord on the tenth staff.

Г. ШРАДИК, Школа скрипичной игры. 1 раздел. 24 упражнения

1.

2.

3.

4.

5.

6.

7.

8a.

8b.

9.

10.

11.

The image displays a series of 12 musical exercises, numbered 12 through 24, arranged vertically on a single page. Each exercise is written on a five-line staff in G major (one sharp) and 2/4 time. The exercises consist of continuous eighth-note patterns, often with beamed sixteenth notes, creating a rhythmic and melodic sequence. Each exercise begins with a repeat sign and ends with a double bar line. The exercises are: 12. A simple eighth-note scale starting on G4. 13. A more complex eighth-note pattern with some beaming. 14. Similar to 13 but with a different rhythmic grouping. 15. Another variation of eighth-note patterns. 16. A pattern with a slight change in the intervallic structure. 17. A pattern with a different starting note or interval. 18. A pattern with a different rhythmic feel. 19. A pattern with a different intervallic structure. 20. A pattern with a different starting note or interval. 21. A pattern with a different rhythmic feel. 22. A pattern with a different intervallic structure. 23. A pattern with a different starting note or interval. 24. A pattern with a different rhythmic feel, ending with a whole note G4.

# Этюд а-молл

В. КРУГЛОВ

**Presto**

*f* *p* *f* *p*

*f* *mf*

*mf* *mf*

*f* *f*

*f* *p*

*f*

pizz. sp.п.

Ⓐ Ⓓ

**штрихи:** legato portato    legato trem    legato    legato leqquero    legato accento    legato accentissimo    tenuto

detache    marcato    non legato    staccato    staccatissimo    martle    staccato accento

no 3

no 2-4-3

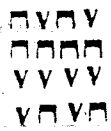
и т. д.



II РАЗДЕЛ  
Арпеджированные трезвучия

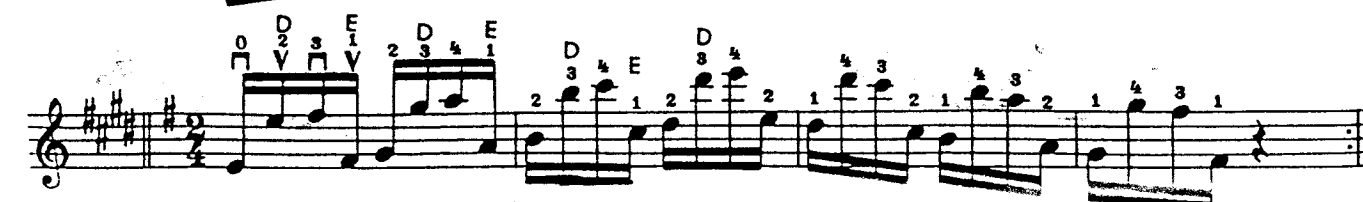


приемы:



гаммы: ми мажор, ми минор, фа мажор, фа минор

фингерированными октавами и децимами в диапазоне одной октавы



арпеджированные секстаккорды и квартсекстаккорды

Three systems of musical notation for arpeggiated sextaccords and quartsextaccords. Each system contains two staves. The first system is in G major (one sharp) and 2/4 time, with chords E, A, D, and A. The second system is in B minor (two flats) and 2/4 time, with chords E, A, and D. The third system is in G major (one sharp) and 2/4 time, with chords E, A, D, and G. Fingerings are indicated by numbers 1-4 above the notes.

арпеджированные трезвучия секстаккорды, квартсекстаккорды, септаккорды, квинтсекстаккорды, терцквартаккорды, секундаккорды изучаемых гамм

Eight systems of musical notation for arpeggiated triads, sextaccords, quartsextaccords, septaccords, quintsextaccords, tertquartaccords, and dyads. Each system contains two staves. The first system is in G major (one sharp) and 3/4 time, with chords E, A, D, and A. The second system is in G major (one sharp) and 3/4 time, with chords I, IV, and A. The third system is in G major (one sharp) and 3/4 time, with chords I, A, and E. The fourth system is in G major (one sharp) and 3/4 time, with chords I, A, and E. The fifth system is in G major (one sharp) and 3/4 time, with chords I, A, and E. The sixth system is in G major (one sharp) and 3/4 time, with chords I, A, and E. The seventh system is in G major (one sharp) and 3/4 time, with chords I, A, and E. The eighth system is in G major (one sharp) and 3/4 time, with chords I, A, and E. Fingerings are indicated by numbers 1-4 above the notes.

Four staves of musical notation for a piece by V. Kurglov. The notation includes treble clefs, a key signature of one flat, and a 3/4 time signature. It features various rhythmic patterns and fingerings indicated by numbers 1-4 above the notes.

### ЭКСПРОМТ


В.Круглов

Vivace

Four staves of musical notation for the 'ЭКСПРОМТ' section. The notation includes treble clefs, a key signature of one sharp, and a common time signature. It features complex rhythmic patterns, including triplets and sixteenth notes, with fingerings and dynamics like 'p' indicated.

The musical score is written on a single treble clef staff with a key signature of one sharp (F#). It consists of ten staves of music. The first staff includes time signature changes: 3/2, 3/4, 4/2, 4/2, 2/3, 4/2, 4/2, 4/2, 4/2, 4/2, 4/2, and 4/2. The second staff begins with a *mp* dynamic and a *cresc.* marking. The third staff features a *f* dynamic. The fourth staff includes a *presto* marking and dynamics of *ff*, *fff*, and *sf*. The fifth staff contains a sequence of fingerings: 1 2 3 4 1 3 2 3 4 3 2 1 4 3 2 1 2 1 2 1 2 1. The sixth staff starts with a *pp* dynamic and another sequence of fingerings: 2 4 3 2 1 4 3 2 1 2 3 1 3 2 3 4 3 2 1 4 3 2 1. The seventh staff includes a *pp* dynamic and a sequence of fingerings: 2 3 #4 3 2 3 2 3 2 3 4 3 2 3 4 2 3 1 2 1 1 4. The eighth staff contains a sequence of fingerings: 4 1 2 1 3 1 2 1 4 0 3 0 3 0 2 2 0 2 0 1 0 2 0 1. The final staff ends with a *sf* dynamic. The score includes various musical notations such as slurs, ties, and accents.

### гаммы от всех ступеней звукоряда



### короткие арпеджио



### 21 упражнение

В. КРУГЛОВ

Moderato



The image displays a musical score for a domra, organized into two systems. The first system is marked with a circled '3' and contains three staves of music. The second system is marked with a circled '4' and contains seven staves of music. The notation includes various chords, intervals, and fingerings, with some notes marked with 'x' to indicate natural harmonics. The key signature is one flat (B-flat), and the time signature is 2/4. The first system starts with a circled '3' and a '1' above the first note, followed by a '3' above the second note. The second system starts with a circled '4' and a '1' above the first note, followed by a '2' above the second note, a '3' above the third note, and a '4' above the fourth note. The notation includes various chords, intervals, and fingerings, with some notes marked with 'x' to indicate natural harmonics.

5

6

7 8 9

10 11 12

13

*simile*

*simile*

The image shows a page of musical notation for an accordion, containing 13 numbered exercises. Exercises 5, 6, 7, 8, 9, 10, 11, and 12 are written on a single treble clef staff. Exercises 13 and 14 are written on two treble clef staves. The notation includes various chords, scales, and melodic lines. Some exercises have fingerings indicated by numbers 1, 2, 3, 4 above the notes. Exercises 10, 11, and 12 have repeat signs. Exercises 13 and 14 are marked with the word 'simile'.

14 15

16 17

18 19

20 21

Хроматические гаммы однооктавные на одной струне.

Аппликатура: 12, 123, 1234.

! =144

0 1 2 1 2 3 1 2 3 1 2 3 4 3 2 1 3 2



**Хроматические гаммы двухоктавные, различной аппликатуры  
Смешанная аппликатура, различными видами ритмической фигурации  
и разнообразными приемами звукоизвлечения, всеми указанными ранее  
штрихами**

The score consists of six staves of music in 2/4 time. The first staff is in E major (one sharp) and the second in A major (three sharps). The third and fourth staves are in B-flat major (two flats). The fifth and sixth staves are in E-flat major (three flats). Each staff contains two octaves of chromatic scales with various rhythmic patterns and articulation marks. Fingerings are indicated by numbers 1-4 above or below notes. Some notes have slurs or accents. The piece concludes with a double bar line.

**МУЗЫКАЛЬНАЯ ТАБАКЕРКА**

Вальс-шутка

А. ЛЯДОВ

The score is in 3/8 time and E major. It features a waltz-like melody with a playful character. The first two staves show the main melody with various articulation marks like slurs and accents. The third and fourth staves continue the melody with more complex rhythmic patterns and articulation. The piece ends with a double bar line.

8 – только для места звукоизвлечения флажолетов.

A musical score for guitar, consisting of ten staves of notation. The music is written in a key with two sharps (F# and C#) and a 2/4 time signature. The notation includes various rhythmic values such as eighth and sixteenth notes, as well as rests. There are several instances of 'pizz' (pizzicato) and 'ук.п.' (arco) markings. The score features a variety of melodic lines and chordal textures, with some staves showing complex rhythmic patterns and others showing more straightforward melodic passages.

**Гаммы двухоктавные, флажолетами**

Two staves of musical notation for guitar, showing two-octave scale exercises. The first staff is in a key with two sharps (F# and C#) and the second staff is in a key with one sharp (F#). Both staves are in a 2/4 time signature. The notation consists of eighth notes, with some staves including natural harmonics (flageolets) indicated by circles above the notes. The exercises are designed to be played across two octaves.

### Ш РАЗДЕЛ

#### Г. ШРАДИК. Школа скрипичной игры. Часть первая. Раздел 5.

##### 12 УПРАЖНЕНИЙ

1. 0 1 2 3 1 2 3 4

0 1 2 3 1 2 3 4 1 2 3 4 1 2 3 4 1 2 3 4 4 3 2 1 4 3 2 1 3 2 1 0

2. 0 2 1 3 2 3 1 2 0 1 2 3 1 2 3 4 2 3 2 4 3 4 2 3 1 2 3 4 2 3-3 4

1 3 2 4 3 4 3 2 1 3 2 1 2 4 3 1 0 2 4 2 1 3 2 0 1 0 1 2

3. I E A E E A V V 1 2 3 1 2 0 2 3 2 3 1 2 4 2 4 2 1 3 V V V 3 1 3 2 4

IV 1 3 2 3 2 3 1 2 3 4 1 2 3 4 1 2 3 4 1 2 3 4 1 2 0 1 2 0 1 2 1 0 3 1 0 1

4. 0 2 1 4 3 4 3 4 2 4 2 4 1 4 1 4 0 4 2 4 1 4 1 4 1 4 0 4 1 4 0 4

1 3 1 4 3 4 3 4 2 4 2 4 1 4 1 4 3 4 2 4 2 4 1 4 1 4 1 4 3 4 3 4 E D

5. IV 3 2 1 2 4 2 1 2 3 2 1 2 1 2 1 2 II 3 2 1 2 4 2 1 2 3 2 1 2 1 2 1 2

III 3 2 1 2 4 2 1 2 3 2 1 2 1 2 1 2 I 3 2 1 2 3 2 0 2 0 1 0 2 1 3 2 4

6. <sup>D</sup> 2 1 4 3 2 1 4 3 2 1 4 3 2 3 4 3 2 1 4 3 2 1 3 2 1 3 2 0 3 4 2 0

<sup>A</sup> 2 1 4 3 2 1 4 3 2 0 3 2 1 2 3 4 2 0 2 3 4 3 0 1 2 3 1 2 3 4 2 3

7. <sup>IV</sup> 1 2 3 4 2 1 3 2 1 2 3 4 3 2 4 3 2 3 1 2 3 2 4 3 2 3 1 2 4 3 2 1 -

-1 2 3 4 2 1 3 2 1 2 3 4 3 2 1 2 1 2 3 4 3 2 1 0 1 0 1 2 3 4 2 3

8. 4 0 1 2 0 1 2 3 4 3 2 1 3 2 1 0 4 1 2 3 1 2 3 4 2 1 3 2 4 3 2 1

4 2 3 4 2 3 1 2 3 2 4 3 2 1 3 2 0 1 2 3 1 2 2 3 4 3 4 2 1 2-2 3

9. 4 1 2 0 4 2 3 0

2 4 1 3

10. <sup>V</sup> 3 2 1 <sup>V</sup> 3 4 2 3 3 2 1 2 3 4 2 3 3 2 1 3 4 2 3 1 0 3 0 1 2 0 1

0 1 0 1 0 1 0 2 1 0 2 0 1 2 1 3 2 1 2 3 2 3 2 3 2 1 2 3 2 3 2



Гамма соль мажор и соль минор однооктавные в терцию

Гаммы двухоктавные в терцию: различными штриховыми вариантами и аппликатурой

**C-dur**

**Des-dur**

**D-dur**

**E-dur**

**F-dur**

**Fis-dur**

**G-dur**

**A-dur**

Cis - dur

0 1 2 3 4 1 2 3 4 1 2 3 4 1 2 3 4

d-moll

1 2 0 1 2 3 4 1 2 3 4 1 2 3 4 1 2 3 4

Г. ШРАДИК. Школа скрипичной игры. Часть первая. 13 упражнений.

2.

3.

4.

5.

6.

7.

8.

9.

10.

11.

12.

13.

Гаммы двухоктавные в секту